

Product Line	Floor Model Donut Fryers (Electric)	SPEC 618-24/ 01-2013
Models	618L, 624	

618L, 624 Floor Model Electric Fryers

Belshaw Adamatic floor model electric fryers are designed to efficiently produce all varieties of cake donut and yeast raised donut. Almost any size and shape of donut (or similar product) can be made in these adaptable and dependable fryers.

- **Compact.** The space needed to operate a Belshaw Adamatic 618L gas or electric fryer is just 6 feet x 3½ feet (1.8m x 1.1m), including cake donut depositor and open drain tray. Larger models need only slightly increased space allowance.
- **Productive.** You can make from 65 to 120 dozen donuts per hour on one of two standard sizes. That leaves more time to finish and customize your donuts exactly the way you want.
- **Functional.** The heavy duty elements used by the 600 series are robust enough to withstand daily use over an extended period of years. Space under the elements is reserved as a cool zone to avoid further heating of frying debris. The elements themselves tilt up to vertical to allow quicker cleaning after each shift. The kettle can be quickly removed for periodic cleaning outside the fryer.
- **Convenient.** With a Belshaw Adamatic Open Kettle donut system, the fryer, cake donut depositor, and filtration system are each designed to work together. Easy-to-use submerger screens can be added to further improve production efficiency.

Belshaw provides a full line of complementary equipment designed for donut production:

- EP18-24 Proofing Cabinet
- Type 'B' or Type F cake donut depositors
- EZ Melt Shortening Melter-Filter
- SF Shortening Filter
- HI18/HI24 Production Icers
- H&I-2 / H&I-4 Icing Tables
- HG, HGEZ Hand Glazers

Products made commercially using floor model gas fryers:

- Donuts
- Hushpuppies
- Funnel cakes
- Elephant ears
- Fried pies
- Loukoumades
- Falafel
- Paczkis, porogis
- Beignets
- Fritters, fried dough
- Crab cakes, clam strips
- Fried corn
- Fried vegetables
- Tortilla Chips
- + More fried goods of all kinds




624 Electric Fryer
(with Type 'B' donut depositor and optional submerger)

618L

Holds up to
24 Donuts

Produces approx
**65-80
dozen/hour**




26"
(66cm)
18" (46cm)

624

Holds up to
36 Donuts

Produces approx
**80-120
dozen/hour**



24"
(61cm)
24" (61cm)

* Capacity and production rates are estimates.

90 Years of Quality Donut & Bakery Equipment

BELSHAW ADAMATIC BAKERY GROUP

814 44th St NW, Suite 103
Auburn, WA 98001 USA
PART OF ALI GROUP SPA

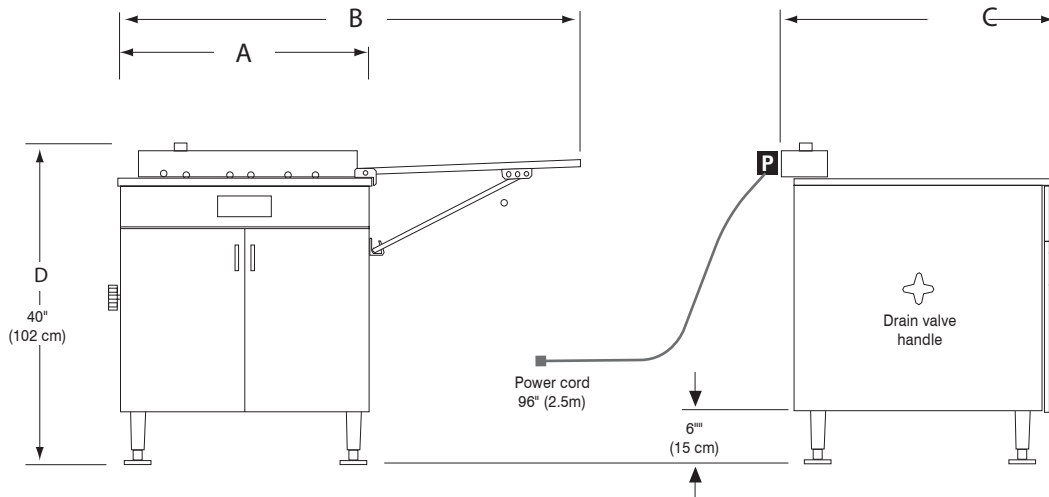
CONTACT

800.578.2547 (USA/CANADA)
(+1)206.322.5474 Worldwide
service@belshaw.com

WEB

www.belshaw-adamatic.com
www.belshaw.com
www.adamatic.com

SPEC
618-24
/01-2013



CLEARANCE:

Allow 2 inches (5 cm) on all four sides between fryer and any construction

STANDARD FEATURES

- Stainless steel cabinet, kettle, and drain tray, with sloping surface around fryer kettle
- Drain tray on right side of fryer (can easily be relocated to left side).
- Heavy duty elements, tiltable upwards for easy kettle cleanup
- Thermostat controlled heat with heavy duty contactors
- High-temperature limit switch set to approximately 450° F (230° C)
- 2 nickel plated cake donut frying screens with bolt-on heat dissipating handles
- Adjustable, bolt down legs
- Heavy duty drain and valve with exterior handle
- Reinforced left side panel to accept Belshaw cake donut depositor mount. (Can be switched to right side)

OPTIONS AND ACCESSORIES

- Submerger screen
- Proofing screens for raised donuts
- Detachable screen handles
- Screen Cradle (holds multiple screens)
- Type B (manual) or Type F (electric) cake donut depositor
- 'SF' or 'EZMelt' filtration systems

CERTIFICATIONS



- 208-240/60/1 and 208-240V/60/3 models are ETL certified to UL-197, CSA C22.2 and NSF-4
- All models shipped to European Union conform to CE standards and requirements (unless otherwise stated at time of purchase)

SPECIFICATIONS

		618L	624
FRYING AREA	inches	18" x 26"	24" x 24"
	cm	46 x 66 cm	61 x 61 cm
SCREEN SIZE	inches	17" x 25"	23" x 23"
SHORTENING CAPACITY (approx)	lbs	82 lbs	96 lbs
	kg	37 kg	44 kg
	gallons	11 gal	13 gal
	liters	42 L	49 L
ELECTRICAL DATA (specify voltage at time of order)			
@ 208-240V, 50/60hz, 1ph	amps	45 A - 52 A	67 A - 71 A
	kilowatts	9.3 - 12.4 KW	13.9 - 17.1 KW
@ 208-240V, 50/60hz, 3ph	amps	45 A - 52 A	39 A - 41 A
	kilowatts	9.3 - 12.4 KW	13.9 - 17.0 KW
PLUG		Contact factory	
CORD		8 feet (2.5 m)	
WIDTH (A) (drain tray CLOSED)	inches	27"	32"
	cm	69 cm	81 cm
WIDTH (B) (drain tray OPEN)	inches	48"	56"
	cm	122 cm	142 cm
DEPTH (C)	inches	38"	36"
	cm	97 cm	92 cm
HEIGHT (D)	inches	40"	40"
	cm	102 cm	102 cm
SHIPPING DIMENSIONS (crate)	inches	40" x 48" x 54"	40" x 48" x 54"
	cm	102x122x137 cm	102x122x137 cm
SHIPPING WEIGHT	lbs	240 lbs	248 lbs
	kg	109 kg	113 kg
FREIGHT CLASS		85	85
SCREEN WEIGHT	per doz	45 lbs/21 kg	55 lbs/25 kg

90 Years of Quality Donut & Bakery Equipment

BELSHAW ADAMATIC BAKERY GROUP

814 44th St NW, Suite 103
Auburn, WA 98001 USA
PART OF ALI GROUP SPA

CONTACT

800.578.2547 (USA/CANADA)
(+1)206.322.5474 Worldwide
service@belshaw.com

WEB

www.belshaw-adamatic.com
www.belshaw.com
www.adamatic.com

SPEC
618-24
/01-2013