



▶ OVENS LINE

## Scooter rotary oven for bread and pastries





SCOOTER oven is also available in combination with STRATOS electric deck oven.

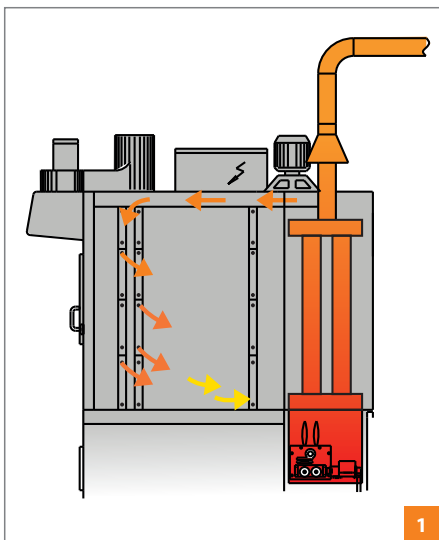
#### OPTIONS



- Extracted rack
- Mobile base for rack to ease handling

**SCOOTER**





## The little oven with great qualities!

SCOOTER oven is the smallest of the Polin rotary family, but it maintains the constructional characteristics and all the technical qualities of its big brothers.

The rotation of the rack guarantees high cooking uniformity. Made entirely of stainless steel, Scooter oven is available in liquid gas (lpg), methane gas or electric versions.

Thanks to the high efficiency heat exchanger, the product never comes into contact with the noxious exhaust gases and the oven is always ready to provide the necessary calories **1**.

In the electric version the oven has a group of armoured heating elements which are finned in order to guarantee an large radiating surface **2**.

# SCOOTER

EC-compliant electrical switchboard located outside to prevent overheating

Aluminium-cast baking air recirculation fan motor

Steam extraction hood

Door with double-pane window

Oven made entirely of stainless steel

Rack with 7 levels for bread or 9 levels for pastry

Prover with electromechanical control panel.

- Digital keyboard
- Humidostat



Prover in stainless steel with internal ventilation and 14 trays capacity

OPTIONS












100P

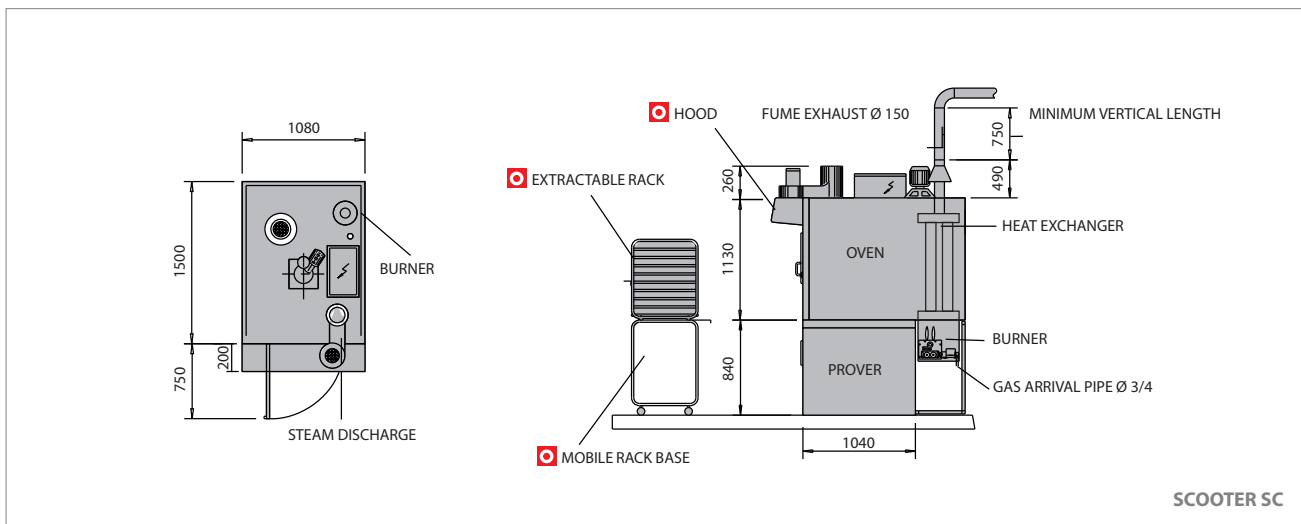


POLIN TOUCH

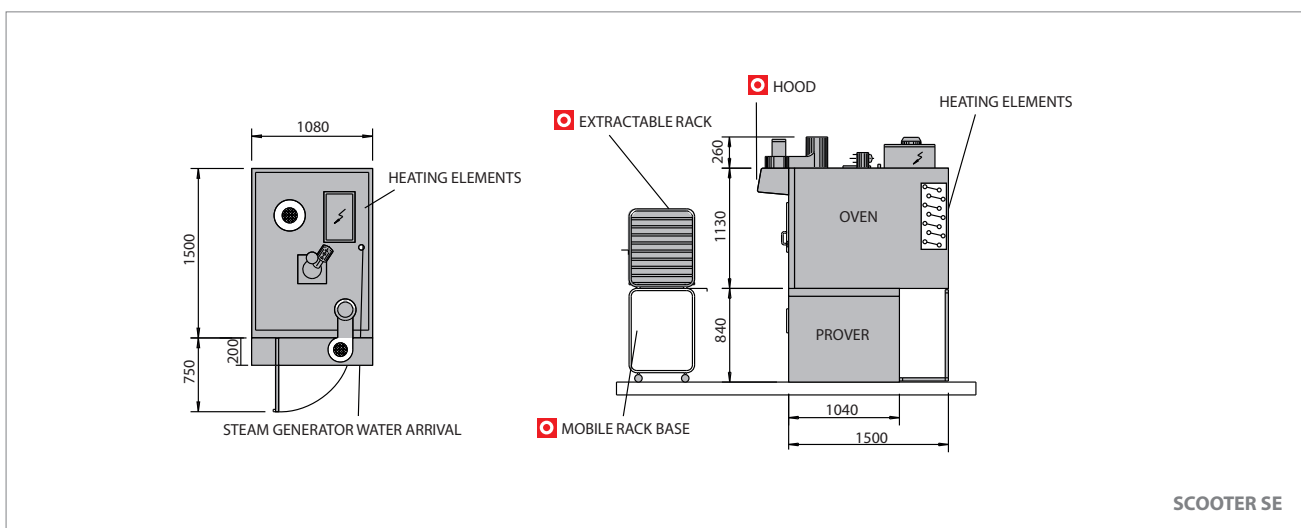


	Baking programs	100	300
	Phases for each baking cycle	12	10
	Display	LCD 8 rows	TOUCH SCREEN 7"
	Ricette protette da password	✓	✓
	Temperature/time limiter	✓	✓
	Automatic system steam distribution	✓	✓
	Automatic start up	✓	✓
	Liter meter	✓	✓
	Alarms to display malfunctions	✓	✓
	Key for saving programs	◻	✓
	Automatic steam exhaust valve	◻	✓
	Air speed with inverter	◻	◻
	Function energy saving	-	✓
	Customizing program for PC-network control of multiple ovens	-	◻

▶ DIMENSIONS



SCOOTER SC



SCOOTER SE

	PAN CAPACITY		PAN DIMENSIONS	MINIMUM DOOR WIDTH	WEIGHT	ELECTRIC POWER	POWER SUPPLY LINE	BURNER CAPACITY
	n°	pas mm	mm	mm	kg	kW		kW
SCOOTER SC (gas)	7	102	400x600	1100 assembled	350	1,3	400/3N~/50	31,3
	9	80	460x660					
SCOOTER SE	7	102	400x600	1100 assembled	300	1	400/3N~/50	21
	9	80	460x660					
PROVER	14	88	400x600 460x660	850 assembled	80	0,15	230/1~/50	2



 **POLIN**



45 Garema Circuit, Kingsgrove NSW 2208 Australia  
t. +61 2 9740 5122  
e. [info@rvo.com.au](mailto:info@rvo.com.au)  
[www.rvo.com.au](http://www.rvo.com.au)